

Hampton Primary School

Working Together, Achieving Together



Headteacher: Ms Y Nunn BA (Ed) Hons NPQH



Year 1 Phonics Screening Check



twinkl



Parent Workshop


We will

- Revisit terminology
- Discuss the phonics screener
- Give you some ideas of how to help at home.



Phonics is...

Skills of
segmentation
and blending



Knowledge of
the alphabetic
code.



How to say the sounds

- Saying the sound is extremely important
- The way we say sounds may well be different from when you were at school
- We say the shortest form of the sound - pure sounds



A Phoneme

This is the
smallest unit
of sound in a
word.



How many
phonemes can
you hear in


cat?



A Grapheme

The grapheme could be 1 letter, 2 letters or more! We refer to these as sound buttons.

These are the letters that represent the phoneme.



t
ai
igh



Phonics Consists of:

- Identifying sounds
- Recognising the common spellings of each phoneme.
- Segmenting words into phonemes for spelling.
- Blending phonemes into words for reading.



Segmenting (for spelling)

- 'Chopping Up' the word to spell it out
- Identifying the individual sounds in a spoken word.





Blending (for reading)

- Recognising the letter sounds in a written word.

c-u-p sh-ee-p

- Merging them into the correct order to pronounce the word.

cup sheep



Once children know single phonemes...

- DIGRAPHS - 2 letters that make 1 sound

ar ss oo oa ai

- TRIGRAPHS - 3 letters that make 1 sound

igh ear





Sound buttons

How many phonemes are
in each word?

beard

starlight

chip

cone



• shelf

4 phonemes

• dress

4 phonemes

• sprint

6 phonemes

• string

5 phonemes



SO, what is the phonics screening?


- Year 1 children across the country will take part in the phonics screening check in June.
- The aim of the check is to ensure that all children are able to read by the end of Year 2.
- This 'midpoint check' will ensure that we have a clear understanding of what the children need to learn in Year 2.





What will the screener consist of?

- 40 words - 20 real words and 20 non-words (alien/nonsense words)
- The nonsense word will have a corresponding alien image so the children know it isn't a real word.





What will the children do?

- Children will be asked to read each word by segmenting and blending.
- They can make sound buttons with their finger and will be encouraged to.







How is it administered?

- *Class teachers will conduct all of the screening checks*
- *The children will complete the check one to one in school.*
- *There is no time limit and the check is designed not to be stressful for the children.*
- *We are not permitted to indicate to the children whether they have correctly sounded out and or blended the word.*



Layout of the screener

| | |
|---|-------|
| flods  | fair |
| groiks  | flute |
| strom  | goat |
| splaw  | shine |



Nonsense words

kigh



girst



baim



yune



Reading nonsense words will support your children's decoding of unfamiliar words when reading in the future.



Results

- Children will be scored against a national standard (32/40 pass rate last year, but this may change)
- The results of each check will be sent to the Local Authority. Each L.A. then submits these results to the Department for Education.
- In July, we will inform you of whether your child has achieved the national standard within their end of year report.
- If your child does not achieve the national standard, further support will be implemented this year and going into Year 2.
- Re-takes of the screening check for these children will take place in Year 2.



How can you help?

- *Revise the Phase 2, 3 & 5 graphemes at home with your child using the phonics mats.*
- *Help your child to use their phonic knowledge to create nonsense words using single letters, digraphs and trigraphs.*
- *Use online games/apps to read real and nonsense words encouraging your child to say the sounds aloud and then blend them together to read the word.*
- *Keep segmenting and blending unfamiliar words.*



Thank You



Have a go at using the phonics games and activities on the tables.

Come and chat to us if you have any questions.

Hampton Primary School

Working Together, Achieving Together



Headteacher: Ms Y Nunn BA (Ed) Hons NPQH

Useful Websites



Phonics
Play.co.uk

Letters
and
Sounds

